

DATA

# i-CON C & IRHP 100 A

## The World's Most Intelligent Soldering Station Just Got Smarter and Hotter!




Fig. Heating plate (0IRHP100A-03), i-CON2 C (0IC203A0C), i-Tool (0100CDJ) with tool holder (0A50), Chip Tool (0450MDJ) with tool holder (0A43) and PCB X-Y table (0IR5500-01)

### The i-CON C increases its workbench competence by offering extended preheat capacity with the new infrared heating plate.

Today's soldering operators are faced with ever increasing challenges: continued miniaturization and densely packed PCBs, high thermal mass solder joints as well as the general problems caused by the higher temperature by lead-free applications. Simply put, such difficulties can result in decreased profits due to a decrease in touch-up productivity, an increase in PCB scrap rate and an increase in soldering tip consumption. ERSA accepted these challenges when it introduced the i-CON C family of intelligent soldering stations. Designed for Controlling or Communicating (hence the "C") with an auxiliary ERSA product, i-CON C has a serial port which can connect to the various supporting workbench systems.

The newest addition to the i-CON C workbench family is the infrared heating plate 0IRHP100A-03. The proven IR heating plate which comes directly out of ERSA's world renowned IR rework product line, now offers bottom-side preheating for hand soldering, desoldering and touch-up applications. The safe yet powerful medium wavelength IR heating technology offers a tremendous benefit to today's workbench. Working temperatures of

both the soldering iron, heated SMD tweezer and/or de-soldering iron can be greatly reduced. Lower tip temperatures decrease the risk of PCB damage while at the same time greatly increasing the lifetime of the tips!

The IRHP heating plate is controlled by either the i-CON1 C or the i-CON2 C. This means that operators can customize their workbench by choosing the proper tool for their application – 150 W i-Tool soldering iron, the Chip Tool heated tweezers for SMDs or the 120 W X-Tool for through-hole desoldering. Additionally, ERSA offers three different options for PCB handling depending on the application and the size of the PCB. The large digital display & user-friendly menu control of the i-CON C offers maximum process control in 10 languages! Finally, an ERSA fume extraction system can also be run by the same i-CON C unit which runs both the iron and the heating plate. Automatic solder fume extraction ONLY when the iron is soldering results in tremendous filter savings!

**Preheating & fume extracting during hand soldering is a smart step to saving money!**



### Europe (HQ)

ERSA GmbH

97877 Wertheim / Germany  
Tel.: +49 (0) 9342 / 800-0  
info@ersa.de

### France

ERSA FRANCE, une division de  
KURTZ FRANCE S.A.R.L.  
Tel.: 00 33 (0) 3 80 56 66 10  
ersa.france@orange.fr

### America

ERSA N. America, a division of  
KURTZ North America Inc.  
Plymouth, WI 53073, USA  
Tel.: 800 363 3772  
ersainfo@kna.net

### China


ERSA Shanghai, a division of  
KURTZ Shanghai Ltd.  
Shanghai 200050, China  
Tel.: +86 (21) 3126 0818  
kurtz@kurtz.com.cn

### Korea

ERSA Korea, a branch of k\*mc  
Seoul, 150-834 Korea  
Tel.: +82 2 6309 7031  
kmc@kmc.kr



Fig. Heating plate (0IRHP100A-03),  
i-CON1 C (0IC113A0C),  
i-Tool (0100CDJ) with tool holder (0A50)  
and PBC X-Y table (0IR5500-01)



Heavy mass hand soldering  
application using heating plate

## Technical Data:


### Heating Plate, IRHP100A-03

Dimensions (L x W x H)	200 x 260 x 53.5 mm
PCB holder (optional)	330 x 250 mm
PBC X-Y table (optional)	680 x 280 mm
Heating area	125 x 125 mm
Supply	220 - 240 VAC
Max. power	250 W (step 6)
Frequency	50 - 60 Hz
Fuse	4A
Conformity	CE

### Soldering Station i-CON1 C

### Soldering Station i-CON2 C

	Soldering Station i-CON1 C	Soldering Station i-CON2 C
Supply	220 - 240 VAC	220 - 240 VAC
Frequency	50 - 60 Hz	50 - 60 Hz
Max. power	150 W	290 W
Power rating	80 W	120 W
Class	I	I
Serial port	controls IRHP100A-03 heating plate & EA110 fume extraction	controls IRHP100A-03 heating plate & EA110 fume extraction
Standards	MIL-SPEC/ESA standard VDE, EMV	MIL-SPEC/ESA standard VDE, EMV
Connectable tools:	i-Tool	left side: i-Tool, Chip Tool, X-Tool right side: i-Tool
Soldering iron i-Tool	Heat-up time to 350°C / 662°F approx. 9 sec weight without cable approx. 30 g	Heat-up time to 350°C / 662°F approx. 9 sec weight without cable approx. 30 g




Heating plate, i-CON1 C and  
PBC X-Y table (0IR5500-01)



Heating plate, i-CON1 C and  
PBC holder (0IRHP100A-06)



Heating plate (0IRHP100A-03)



... with PBC holder (0IRHP100A-06)  
with precision movement



**ERSA**  
GLOBAL CONNECTIONS